



Ratios of Similar Figures

Student Activity



Name _____

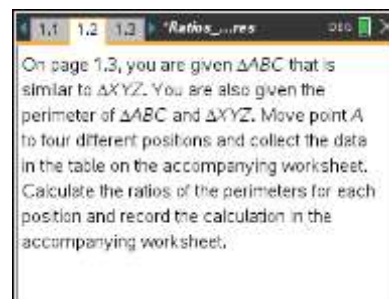
Class _____

Open the TI-Nspire document *Ratios_of_Similar_Figures.tns*.

In this activity, you will explore the will explore the ratio of perimeter, area, surface area, and volume of similar figures in two and three dimensional figures.

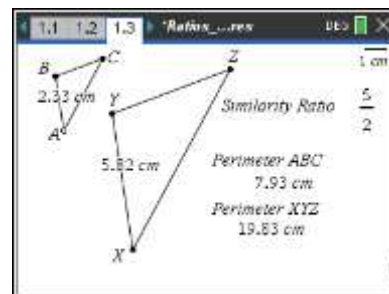


Move to pages 1.2: This page sets the stage for the activity.



On page 1.3, you are given $\triangle ABC$ that is similar to $\triangle XYZ$. You are also given the perimeter of $\triangle ABC$ and $\triangle XYZ$.

1. Move point A to 4 different positions and collect the data in the table below. Calculate the ratios of the perimeter of $\triangle XYZ$ to perimeter of $\triangle ABC$ for each position and record the calculation in the table below.



Position	AB	XY	Perimeter of XYZ	Perimeter of ABC	Ratio of Perimeters (Round to 2 decimals)
1					
2					
3					
4					

2. What is the similarity ratio of the two triangles written in the form $a : b$?
3. What is the ratio of the perimeters of the two triangles in the form $a : b$?
4. How are the similarity ratio and the ratio of the perimeters related?



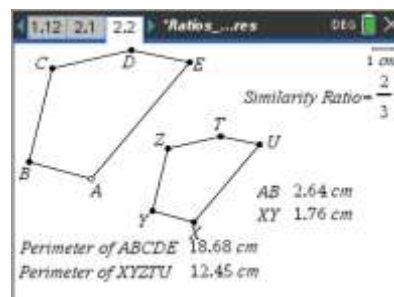
On page 1.9, you are given $\triangle ABC$ that is similar to $\triangle XYZ$. You are also given the area of $\triangle ABC$ and $\triangle XYZ$.

5. Move point A to 4 different positions and collect the data in the table below. Calculate the ratios of the perimeter of $\triangle XYZ$ to perimeter of $\triangle ABC$ for each position and record the calculation in the table below.

Position	AB	XY	Area of XYZ	Area of ABC	Ratio of Areas (Round to 2 decimals)
1					
2					
3					
4					

6. What is the ratio of the areas of the two triangles in the form $a : b$?
7. How are the similarity ratio and the ratio of the areas related?

Problem 2 – Similar Figures





Ratios of Similar Figures

Name _____

Student Activity

Class _____

On page 2.2, you are given pentagon $ABCDE$ that is similar to pentagon $XYZTU$. You are also given the perimeter of $ABCDE$ and $XYZTU$.

- Move point A to 4 different positions and collect the data in the table below. Calculate the ratios of the perimeter of pentagon $XYZTU$ to perimeter of pentagon $ABCDE$ for each position and record the calculation in the table below.

Position	AB	XY	Perimeter of $XYZTU$	Perimeter of $ABCDE$	Ratio of Perimeters (Round to 3 decimals)
1					
2					
3					
4					

- What is the similarity ratio of the two pentagons written in the form $a : b$?

- What is the ratio of the perimeters of the two pentagons in the form $a : b$?

- How are the similarity ratio and the ratio of the perimeters related?

On page 1.9, you are given pentagon $ABCDE$ that is similar to pentagon $XYZTU$. You are also given the area of $ABCDE$ and $XYZTU$.

- Move point A to 4 different positions and collect the data in the table below. Calculate the ratios of the perimeter of pentagon $XYZTU$ to perimeter of pentagon $ABCDE$ for each position and record the calculation in the table below.

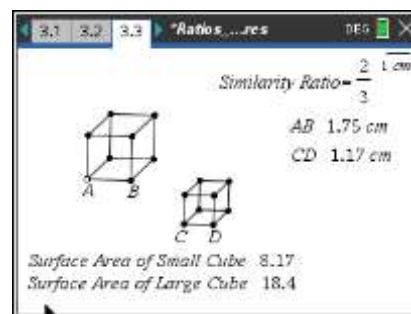
Position	AB	XY	Area of $XYZTU$	Area of $ABCDE$	Ratio of Areas (Round to 3 decimals)
1					
2					
3					
4					

- What is the ratio of the areas of the two triangles in the form $a : b$?



14. How are the similarity ratio and the ratio of the areas related?
15. If the similarity ratio of two similar figures is $a : b$, then the ratio of the perimeters is _____.
16. If the similarity ratio of two similar figures is $a : b$, then the ratio of the areas is _____.

Problem 3 – Extension to Three-Dimensional Figures



For this problem, we will look at three-dimensional figures and the ratio of the surface area and volume of two similar figures.

On page 3.3 you are given two similar cubes. You are also given the length of one side of each cube.

17. Move point A to 4 different positions and collect the data in the table on the accompanying worksheet. Calculate the ratios of the surface areas for each position and record the calculation in the table below.

Position	AB	CD	Surface Area of Small Cube	Surface Area of Large Cube	Ratio of Surface Areas (Round to 3 decimals)
1					
2					
3					
4					

18. What is the similarity ratio of the two cubes written in the form $a : b$?
19. What is the ratio of the surface areas of the two cubes in the form $a : b$?
20. How are the similarity ratio and the ratio of the surface areas related?



Ratios of Similar Figures

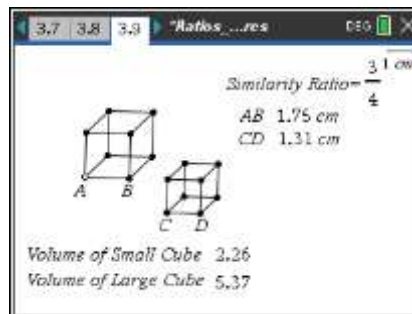
Student Activity



Name _____

Class _____

On page 3.9, you are given two similar cubes. You are also given the length of one side of each cube.



21. Move point A to 4 different positions and collect the data in the table on the accompanying worksheet. Calculate the ratios of the volumes for each position and record the calculation in the table below.

Position	AB	XY	Volume of Small Cube	Volume of Large Cube	Ratio of Volumes (Round to 6 decimals)
1					
2					
3					
4					

22. What is the ratio of the volumes of the two cubes in the form $a : b$?

23. How are the similarity ratio and the ratio of the volumes related?

24. If the similarity ratio of two similar figures is $a : b$, then the ratio of the surface areas is _____.

25. If the similarity ratio of two similar figures is $a : b$, then the ratio of the volumes is _____.